

Tonight's

Samuel was given the job of telling others what God had said: which is our task too! Look for the speaking sign

passage – **1 Samuel 3.11-18**

on each page
of the
worksheet

theme – **Serving the Lord**))



listen

Can you work out what each of the pictures is pointing to?
See if you can fill in the missing letters in each word



think

We'll be learning through this passage about each of
these 3 important activities – and how to do each!



Speak

Read
1 Samuel 3
verses 10-16

listening carefully

¹⁰ The Lord came and stood there, calling as at the other times, 'Samuel! Samuel!'

Then Samuel said, 'Speak, for your servant is listening.'

¹¹ And the Lord said to Samuel:

'See, I am about to do something in Israel that will make the ears of everyone who hears about it tingle. ¹² At that time I will carry out against Eli everything I spoke against his family – from beginning to end. ¹³ For I told him that I would judge his family for ever because of the sin he knew about; his sons uttered blasphemies against God, and he failed to restrain them. ¹⁴ Therefore I swore to the house of Eli, "The guilt of Eli's house will never be atoned for by sacrifice or offering."

How good are your eyes?

Can you find the hidden rabbit in the picture?



and how good are your ears?

An important part of serving Jesus is being a good listener.


That was the first thing that Samuel said to the Lord – "Speak, Lord, for Your servant is listening" (v.10).

God had a message for him to pass on to Eli and it was important that Samuel listened carefully and was able to pass it on.

think . . .

Listening carefully to the Lord as He speaks to you through the Bible will mean making time to read from the Bible day by day.

Try and set aside some time each day to read from the Bible



thinking things through



It doesn't sound like Samuel got back to sleep that night!

He'd have had a lot of time to think about what the Lord had been saying to him as he lay in his bed.

It's important that you think through all that the Lord has been saying in His Word.

How good are you at remembering?

How many words do you think there are in the message the Lord gave Samuel (in red writing on the page opposite)?

- a) 30-35 words
- b) 50-55 words
- c) 70-75 words
- d) 90-95 words

It wasn't that long a message. How much of it are you able to remember?

Without looking back to the page opposite, try, in your own words, to write in the red box below what you can remember of the message God gave Samuel to pass on.

The Lord's message was this –

“

”

Read **1 Samuel 3** verses 15-16

¹⁵ Samuel lay down until morning and then opened the doors of the house of the Lord.

He was afraid to tell Eli the vision, ¹⁶ but Eli called him and said, 'Samuel, my son.'

Samuel answered, 'Here I am.'

Colour in the line drawing below



Read
1 Samuel 3
verse 17-18

speaking bravely

Be **BRAVE!**

Here's a puzzle for you! Your task is to fill in the missing letters from the square below.

Each row and each column and the 2 main diagonals contain all the letters in the word BRAVE.

See if you can work out how to get all the letters in the right place!

B	R	A	V	E
	E	B	R	
		V		B
	B	R		
		E	B	

You'll find the answer on the back page of the worksheet! Don't cheat!

17 'What was it He said to you?' Eli asked. 'Do not hide it from me. May God deal with you, be it ever so severely, if you hide from me anything He told you.'

18 So Samuel told him everything, hiding nothing from him. Then Eli said, 'He is the Lord; let Him do what is good in His eyes.'


“Samuel told him everything”


Samuel needed to be very brave to tell Eli the message which God had given him!

He must have wondered how Eli would react when he passed on God's message: but he was brave: he trusted that God would help him say what he had to say and that God would look after him.

Samuel was going to spend the rest of his life bringing God's message to the people.

He had to learn to be brave. And so do we – because God calls us to share the good news of Jesus with others!





Think about what you've been learning in this worksheet.

Speak to God about what you've learned: if you want, use this prayer to help you

Lord Jesus, it's exciting to learn that You want me to serve You!

But it's a bit scary, too!

Thank You that You've given us the Bible so that we can hear what You have to say to us.

Please help me to be a good listener!

And help me, too, to think about what You're saying, and to know how I can tell my friends all about You too.

**Help me to be brave every day:
help me to speak well for You:
help me to live well for You.**


Help me to serve You well all through my life.



Today's verse for you to try and remember!

Samuel told him
everything, hiding
nothing from him

(1 Sam.3.18)



Wordsearch

The Wordsearch is taken from 1 Samuel 3. See if you can find all the words!

P D G D M M G S G D N P G G O D Q
B F R R Z F H A N N A H N V N B Q
M B K O A O F D V B O I J T W D K
S L W P W K B Q Y T P J R W B W F
E B K J M S P E X E T L O G U W V
M L S V Z L Z D E H P C U O T J Y
M F A R U Q C L V P M Z D N N Q E
E L M W K E S H C O Z R T E W A L
S H U Z K C E Q A R Z Z B T L N K
S R E Z C A X P S P V H X S G I A
A H L Z A L E B H I W D A I U M N
G P A L B L E P I L M Z S L F P A
E S E R V A N T S E F B N Q R A H
F V V R I B U S U Y N T Z N G E H
G Z D J W Q S B C A L L E D O I B
H H M J Q U J Y Z Y K Z M F D J B
X J Z K S R A E H I O Z J E D L J

WORD

SAMUEL

HEAR

ELI

SPEAK

PROPHET

HANNAH

CALLED

SLEEPING

MESSAGE

GOD

CALL

SERVANT

LISTEN

ELKANAH

COLOUR in the picture



ANSWERS

Page 3 – how many words in the message?

Answer – (d) 90-95 words

B	R	A	V	E
V	E	B	R	A
R	A	V	E	B
E	B	R	A	V
A	V	E	B	R

Speak, Lord!